

**- Course coordinator**

Sofi Jonsson

**- Number of examinees**

3

**- Number of passed**

3

**- Evaluation of the course**

Students' views and experiences (according to the course evaluation and any other student evaluations carried out during the course) should form part of the evaluation together with the teachers' evaluation of the course.

**- Description of eventual changes since the last course instance**

First time the course was given.

**- Strengths of the course according to the students  
(summary based on quantitative results and free text response)**

Overall, the two students replying to the survey were satisfied with the course (individual grades ranged from 4 to 5, with a few "don't know"). Selected comments from the students: "That we were allowed to choose our own research field/ topic, work mostly independently and during all of that, gained some more skills of academic literature research, scientific writing and reporting. I was also positively surprised, that we actually found supervisors for all of our research interests, and how they guided and helped us!" "The self-structuring - active - aspect of writing a scientific review. To write something in the format of a scientific article. This gives another perspective on the main source of information (scientific papers) of a student in the sciences." "I really liked the detailed guidelines for the report structure and parts, and how lucid the grading criteria were." "The flexibility and understanding of / adaptation to the interests/states of health/obligations of the students as well as towards external factors were exemplary."

**- Weaknesses of the course according to the students  
(summary based on quantitative results and free text response)**

No major weaknesses were identified by the students. One student stressed the important role of the supervisors, and that this is something that should be communicated amongst the supervisors early in the course. It was also stressed that its important to have milestones during the course as it to a large extent relies on the students to work independently.

**- Teachers analysis of course implementation**

Overall, we are pleased with the course implementation. The students took responsibility for their studies and were active throughout the course. The course was given just as all teaching on campus were converted to online teaching due to the covid-19 pandemic. Although these circumstances were far from ideal, teachers and students successfully adopted to the situation and we were to a large extent able to implement the course as originally planned but online.

**- Conclusions and proposals for changes**

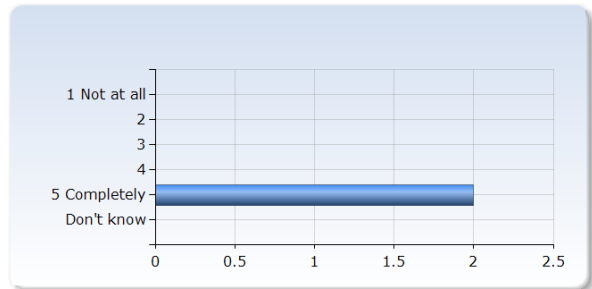
Overall, we are pleased with the course implementation and have no major changes proposed for next year. Appreciated aspects of the course will be kept.

## MI8018 VT20

Respondents: 3  
Answer Count: 2  
Answer Frequency: 66.67%

### 5. Overall impression

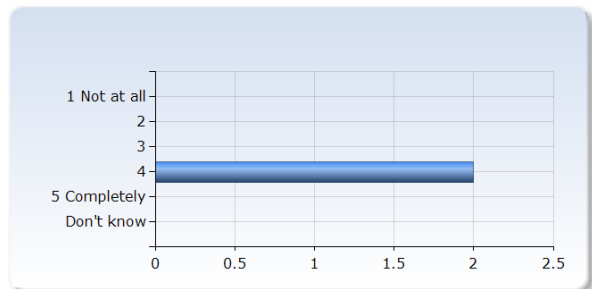
Overall I am satisfied with this course	Number of Responses
1 Not at all	0 (0.0%)
2	0 (0.0%)
3	0 (0.0%)
4	0 (0.0%)
5 Completely	2 (100.0%)
Don't know	0 (0.0%)
Total	2 (100.0%)



### 6. Student contribution

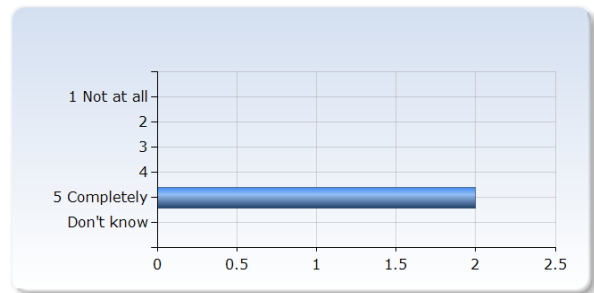
#### I am satisfied with my own effort in the course

I am satisfied with my own effort in the course	Number of Responses
1 Not at all	0 (0.0%)
2	0 (0.0%)
3	0 (0.0%)
4	2 (100.0%)
5 Completely	0 (0.0%)
Don't know	0 (0.0%)
Total	2 (100.0%)



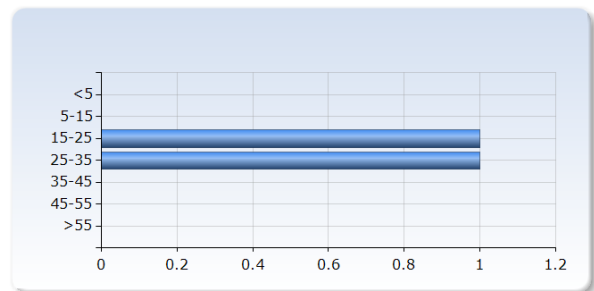
## I took responsibility for my own learning in the course

I took responsibility for my own learning in the course	Number of Responses
1 Not at all	0 (0.0%)
2	0 (0.0%)
3	0 (0.0%)
4	0 (0.0%)
5 Completely	2 (100.0%)
Don't know	0 (0.0%)
Total	2 (100.0%)



## 7. Work load

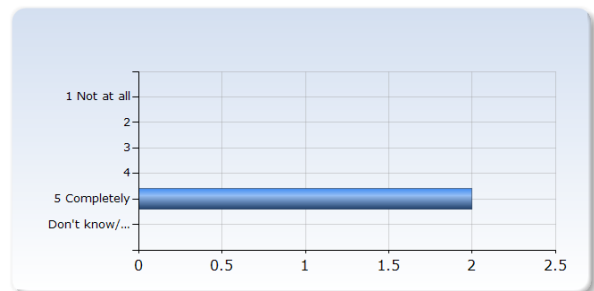
Indicate how many hours per week on average you have spent on the course, including self-studies and scheduled study time	Number of Responses
<5	0 (0.0%)
5-15	0 (0.0%)
15-25	1 (50.0%)
25-35	1 (50.0%)
35-45	0 (0.0%)
45-55	0 (0.0%)
>55	0 (0.0%)
Total	2 (100.0%)



## 8. Clear aims

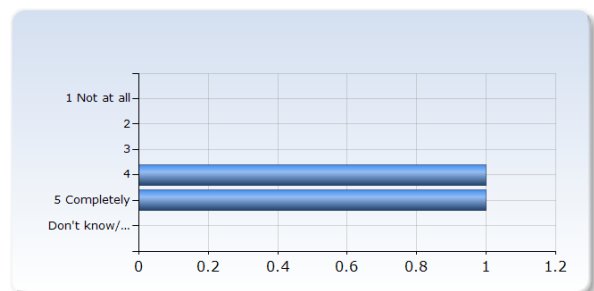
### It was clear to me what I was expected to learn

It was clear to me what I was expected to learn	Number of Responses
1 Not at all	0 (0.0%)
2	0 (0.0%)
3	0 (0.0%)
4	0 (0.0%)
5 Completely	2 (100.0%)
Don't know/ Not relevant	0 (0.0%)
Total	2 (100.0%)



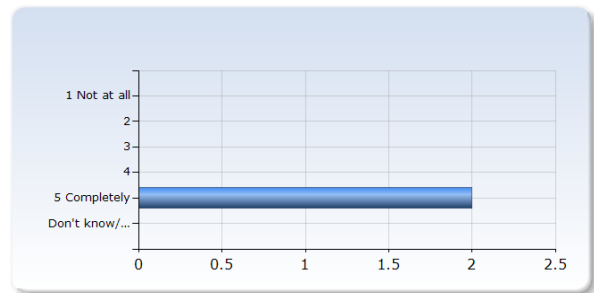
### I felt that the course content and teaching methods were relevant to the learning outcomes

I felt that the course content and teaching methods were relevant to the learning outcomes	Number of Responses
1 Not at all	0 (0.0%)
2	0 (0.0%)
3	0 (0.0%)
4	1 (50.0%)
5 Completely	1 (50.0%)
Don't know/ Not relevant	0 (0.0%)
Total	2 (100.0%)



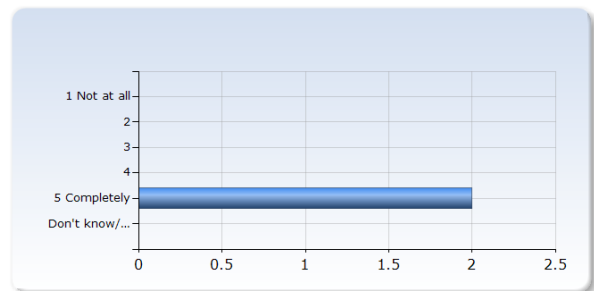
## The examination tested how well I had achieved the learning outcomes

The examination tested how well I had achieved the learning outcomes	Number of Responses
1 Not at all	0 (0.0%)
2	0 (0.0%)
3	0 (0.0%)
4	0 (0.0%)
5 Completely	2 (100.0%)
Don't know/ Not relevant	0 (0.0%)
Total	2 (100.0%)



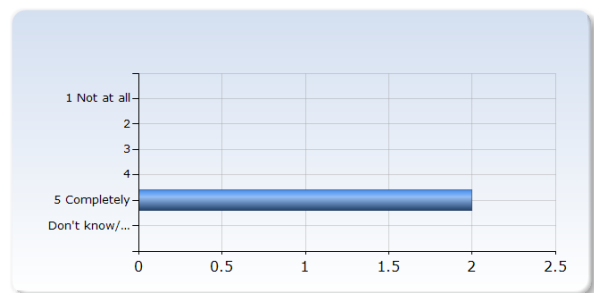
## The course corresponded to my expectations

The course corresponded to my expectations	Number of Responses
1 Not at all	0 (0.0%)
2	0 (0.0%)
3	0 (0.0%)
4	0 (0.0%)
5 Completely	2 (100.0%)
Don't know/ Not relevant	0 (0.0%)
Total	2 (100.0%)



## I feel that I will have use of what I have learnt after my studies

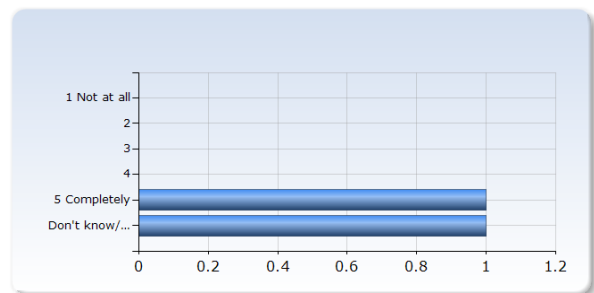
I feel that I will have use of what I have learnt after my studies	Number of Responses
1 Not at all	0 (0.0%)
2	0 (0.0%)
3	0 (0.0%)
4	0 (0.0%)
5 Completely	2 (100.0%)
Don't know/ Not relevant	0 (0.0%)
Total	2 (100.0%)



## 9. Good teaching

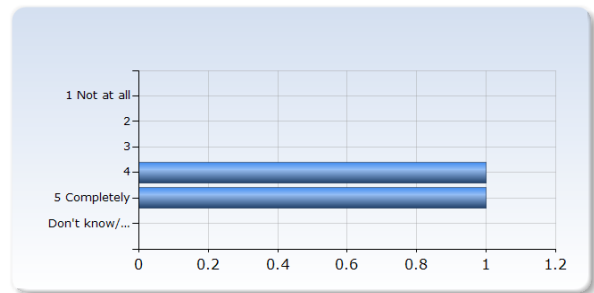
### The course prerequisites were sufficient to follow the course

The course prerequisites were sufficient to follow the course	Number of Responses
1 Not at all	0 (0.0%)
2	0 (0.0%)
3	0 (0.0%)
4	0 (0.0%)
5 Completely	1 (50.0%)
Don't know/ Not relevant	1 (50.0%)
Total	2 (100.0%)



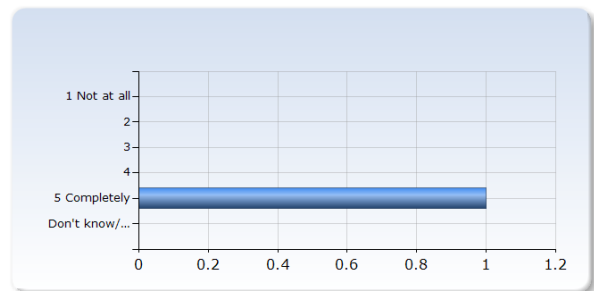
### I felt that the course was well structured

I felt that the course was well structured	Number of Responses
1 Not at all	0 (0.0%)
2	0 (0.0%)
3	0 (0.0%)
4	1 (50.0%)
5 Completely	1 (50.0%)
Don't know/ Not relevant	0 (0.0%)
Total	2 (100.0%)



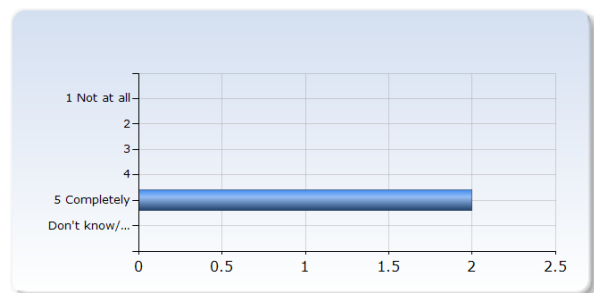
### I felt that the teachers have helped me to reach the learning outcomes

I felt that the teachers have helped me to reach the learning outcomes	Number of Responses
1 Not at all	0 (0.0%)
2	0 (0.0%)
3	0 (0.0%)
4	0 (0.0%)
5 Completely	1 (100.0%)
Don't know/ Not relevant	0 (0.0%)
Total	1 (100.0%)



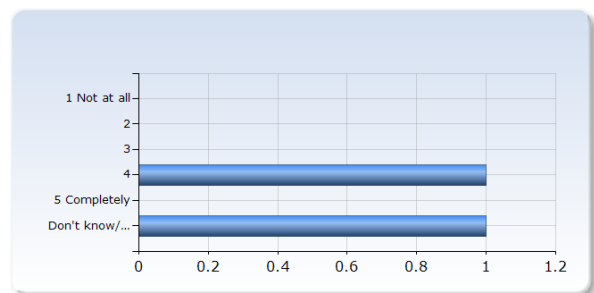
### I could understand what was being taught

I could understand what was being taught	Number of Responses
1 Not at all	0 (0.0%)
2	0 (0.0%)
3	0 (0.0%)
4	0 (0.0%)
5 Completely	2 (100.0%)
Don't know/ Not relevant	0 (0.0%)
Total	2 (100.0%)



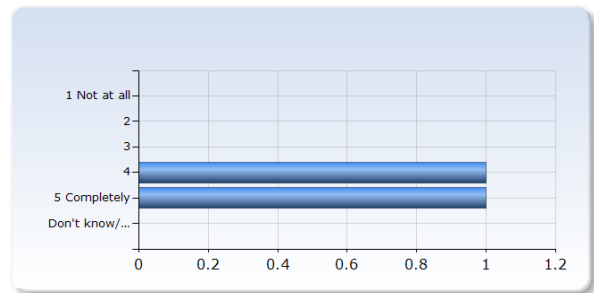
### I have received constructive feedback on my performance

I have received constructive feedback on my performance	Number of Responses
1 Not at all	0 (0.0%)
2	0 (0.0%)
3	0 (0.0%)
4	1 (50.0%)
5 Completely	0 (0.0%)
Don't know/ Not relevant	1 (50.0%)
Total	2 (100.0%)



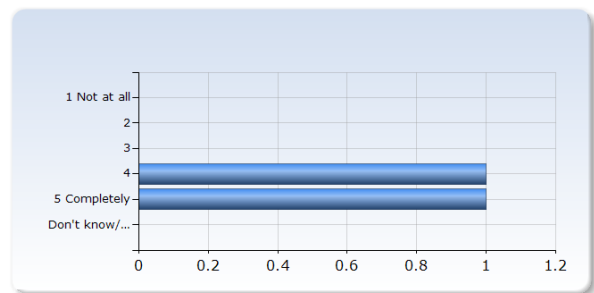
## I was encouraged to reflect on my learning during the course

I was encouraged to reflect on my learning during the course	Number of Responses
1 Not at all	0 (0.0%)
2	0 (0.0%)
3	0 (0.0%)
4	1 (50.0%)
5 Completely	1 (50.0%)
Don't know/ Not relevant	0 (0.0%)
Total	2 (100.0%)



## The course material helped me in my work to achieve the learning outcomes (literature, e-resources etc.)

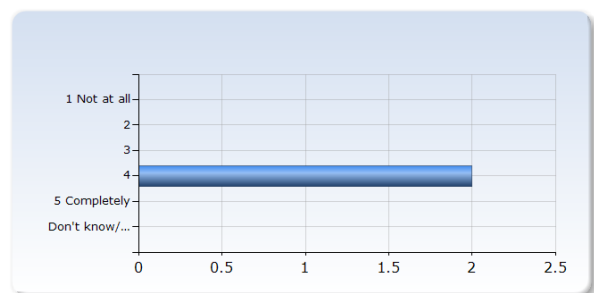
The course material helped me in my work to achieve the learning outcomes (literature, e-resources etc.)	Number of Responses
1 Not at all	0 (0.0%)
2	0 (0.0%)
3	0 (0.0%)
4	1 (50.0%)
5 Completely	1 (50.0%)
Don't know/ Not relevant	0 (0.0%)
Total	2 (100.0%)



## 10. Administration and study environment

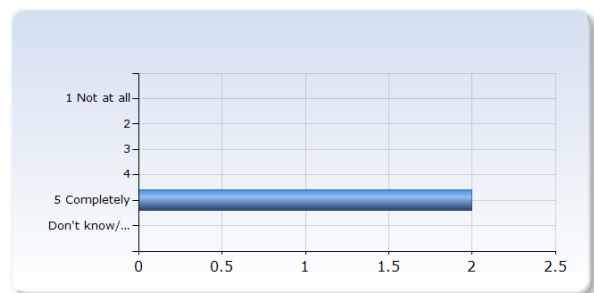
### I felt that the course was well organized

I felt that the course was well organized	Number of Responses
1 Not at all	0 (0.0%)
2	0 (0.0%)
3	0 (0.0%)
4	2 (100.0%)
5 Completely	0 (0.0%)
Don't know/ Not relevant	0 (0.0%)
Total	2 (100.0%)



### I have been able to find the information I felt I needed before and during the course

I have been able to find the information I felt I needed before and during the course	Number of Responses
1 Not at all	0 (0.0%)
2	0 (0.0%)
3	0 (0.0%)
4	0 (0.0%)
5 Completely	2 (100.0%)
Don't know/ Not relevant	0 (0.0%)
Total	2 (100.0%)



## I was able to get support when I needed it

I was able to get support when I needed it	Number of Responses
1 Not at all	0 (0.0%)
2	0 (0.0%)
3	0 (0.0%)
4	1 (50.0%)
5 Completely	1 (50.0%)
Don't know/ Not relevant	0 (0.0%)
Total	2 (100.0%)

