

MI7020 Environmental degradation of contaminants

Course report HT20

Course coordinator: Michael McLachlan

Number of examinees: 7

Number of examinees who passed: 7

Description of eventual changes since the last course instance

This was a new course.

Strengths of the course according to the students

The students found the material interesting and useful. They found that they engaged in the learning process and were satisfied with their effort. They found that the course was well organized and that they were able to get support when they needed it. They found the exam fair and interesting; one student commented that it was the best part of the course!

Weaknesses of the course according to the students

There was a diversity of opinions regarding the active-learning teaching methods. While some students were very happy, others expressed a wish for more lecture-based learning. Some highlighted the problem solving as a strength of the course, while others thought there was too much. Some students praised the discussions, while others thought that they were ineffective. Several students thought that there was too little time to deepen their understanding.

Teachers analysis of course implementation

One problem with the course implementation was that 5 of the 7 students joined the course two days late because another course overran the schedule. I adjusted to this by putting review material on the first two days, but not all of the late arrivals had a good grasp of the reviewed material. This made the course extra challenging for some students, particularly at the beginning. Otherwise the implementation went fine, despite the challenges of the pandemic.

Conclusions and proposals for changes

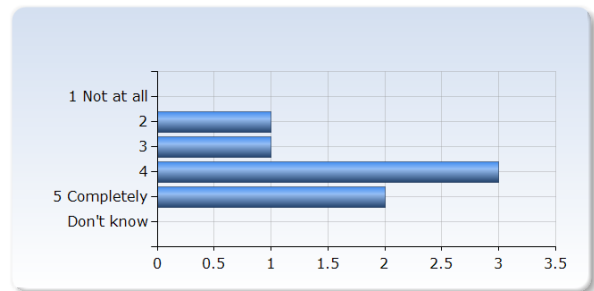
The course would benefit from an introduction to the pedagogical concepts employed in the course, including what the students' responsibilities are in the different active-learning moments and what they can expect. The review of background concepts needs to be focused and strengthened. More guidance needs to be provided prior to the students' first encounter with the reading for each block. More effective monitoring of the group work is required, and tutoring should be offered earlier in each block to support students struggling with basic concepts.

MI7020 HT20

Respondents: 7
Answer Count: 7
Answer Frequency: 100.00%

5. Overall impression

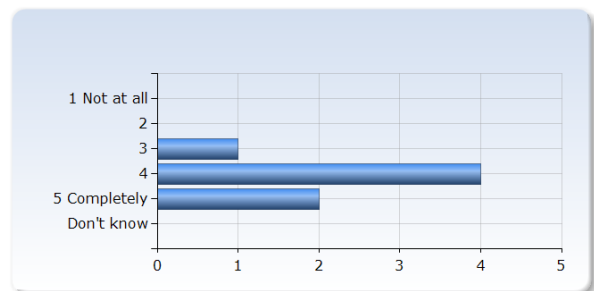
Overall I am satisfied with this course	Number of Responses
1 Not at all	0 (0.0%)
2	1 (14.3%)
3	1 (14.3%)
4	3 (42.9%)
5 Completely	2 (28.6%)
Don't know	0 (0.0%)
Total	7 (100.0%)



6. Student contribution

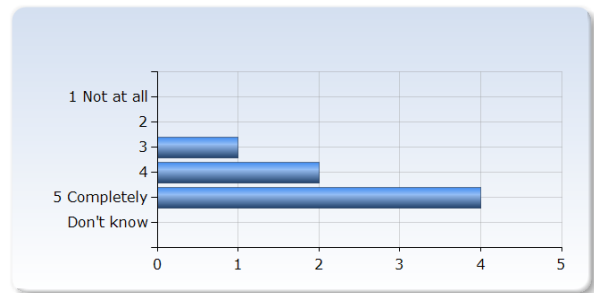
I am satisfied with my own effort in the course

I am satisfied with my own effort in the course	Number of Responses
1 Not at all	0 (0.0%)
2	0 (0.0%)
3	1 (14.3%)
4	4 (57.1%)
5 Completely	2 (28.6%)
Don't know	0 (0.0%)
Total	7 (100.0%)



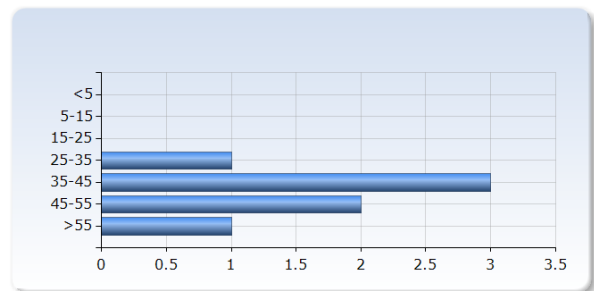
I took responsibility for my own learning in the course

I took responsibility for my own learning in the course	Number of Responses
1 Not at all	0 (0.0%)
2	0 (0.0%)
3	1 (14.3%)
4	2 (28.6%)
5 Completely	4 (57.1%)
Don't know	0 (0.0%)
Total	7 (100.0%)



7. Work load

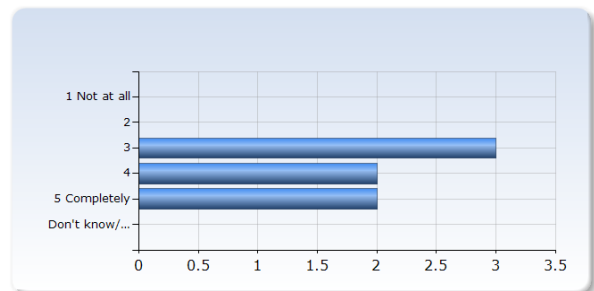
Indicate how many hours per week on average you have spent on the course, including self-studies and scheduled study time	Number of Responses
<5	0 (0.0%)
5-15	0 (0.0%)
15-25	0 (0.0%)
25-35	1 (14.3%)
35-45	3 (42.9%)
45-55	2 (28.6%)
>55	1 (14.3%)
Total	7 (100.0%)



8. Clear aims

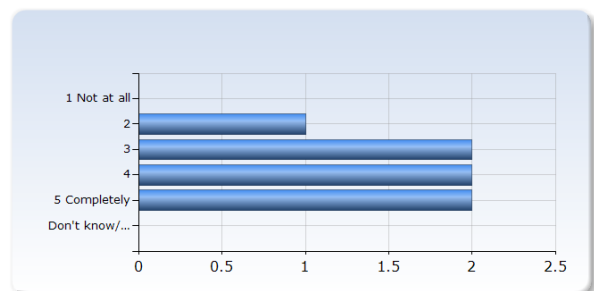
It was clear to me what I was expected to learn

It was clear to me what I was expected to learn	Number of Responses
1 Not at all	0 (0.0%)
2	0 (0.0%)
3	3 (42.9%)
4	2 (28.6%)
5 Completely	2 (28.6%)
Don't know/ Not relevant	0 (0.0%)
Total	7 (100.0%)



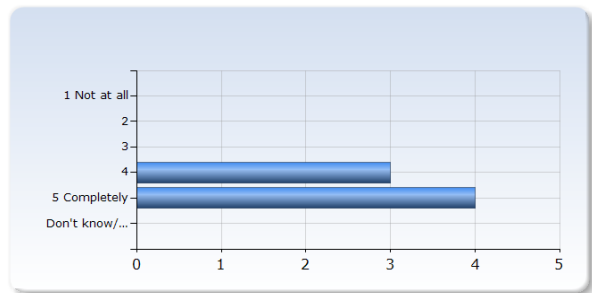
I felt that the course content and teaching methods were relevant to the learning outcomes

I felt that the course content and teaching methods were relevant to the learning outcomes	Number of Responses
1 Not at all	0 (0.0%)
2	1 (14.3%)
3	2 (28.6%)
4	2 (28.6%)
5 Completely	2 (28.6%)
Don't know/ Not relevant	0 (0.0%)
Total	7 (100.0%)



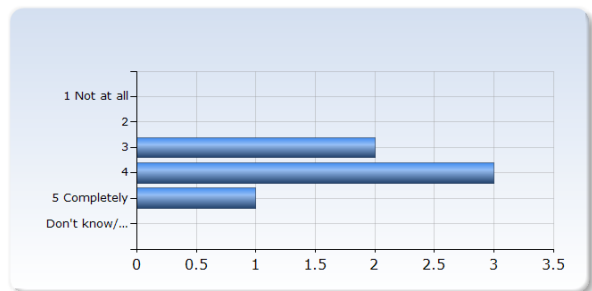
The examination tested how well I had achieved the learning outcomes

The examination tested how well I had achieved the learning outcomes	Number of Responses
1 Not at all	0 (0.0%)
2	0 (0.0%)
3	0 (0.0%)
4	3 (42.9%)
5 Completely	4 (57.1%)
Don't know/ Not relevant	0 (0.0%)
Total	7 (100.0%)



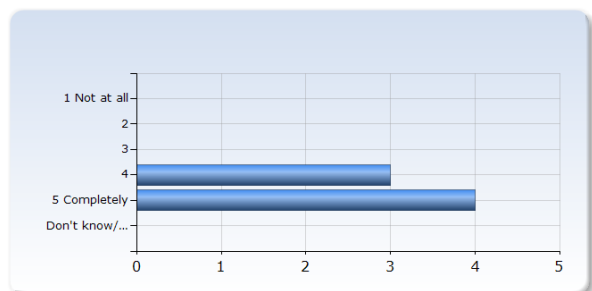
The course corresponded to my expectations

The course corresponded to my expectations	Number of Responses
1 Not at all	0 (0.0%)
2	0 (0.0%)
3	2 (33.3%)
4	3 (50.0%)
5 Completely	1 (16.7%)
Don't know/ Not relevant	0 (0.0%)
Total	6 (100.0%)



I feel that I will have use of what I have learnt after my studies

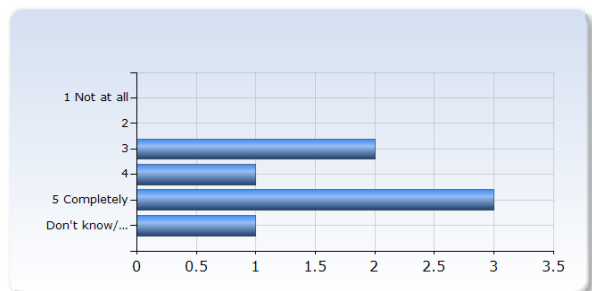
I feel that I will have use of what I have learnt after my studies	Number of Responses
1 Not at all	0 (0.0%)
2	0 (0.0%)
3	0 (0.0%)
4	3 (42.9%)
5 Completely	4 (57.1%)
Don't know/ Not relevant	0 (0.0%)
Total	7 (100.0%)



9. Good teaching

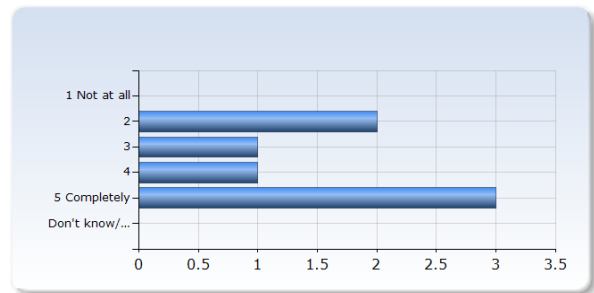
The course prerequisites were sufficient to follow the course

The course prerequisites were sufficient to follow the course	Number of Responses
1 Not at all	0 (0.0%)
2	0 (0.0%)
3	2 (28.6%)
4	1 (14.3%)
5 Completely	3 (42.9%)
Don't know/ Not relevant	1 (14.3%)
Total	7 (100.0%)



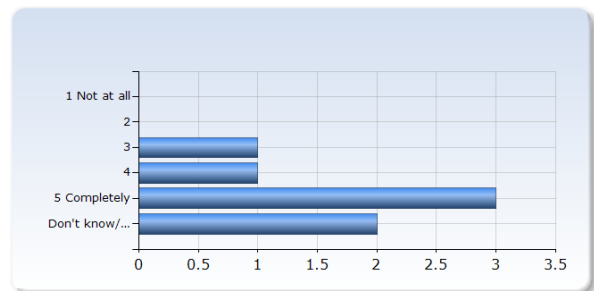
I felt that the course was well structured

I felt that the course was well structured	Number of Responses
1 Not at all	0 (0.0%)
2	2 (28.6%)
3	1 (14.3%)
4	1 (14.3%)
5 Completely	3 (42.9%)
Don't know/ Not relevant	0 (0.0%)
Total	7 (100.0%)



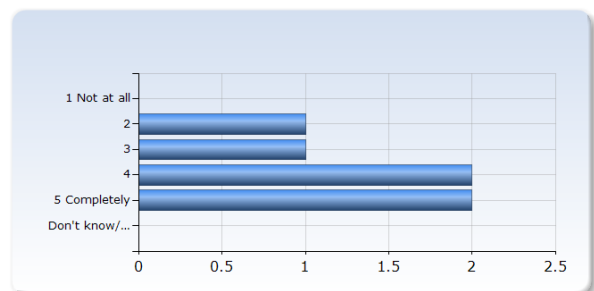
I felt that the teachers have helped me to reach the learning outcomes

I felt that the teachers have helped me to reach the learning outcomes	Number of Responses
1 Not at all	0 (0.0%)
2	0 (0.0%)
3	1 (14.3%)
4	1 (14.3%)
5 Completely	3 (42.9%)
Don't know/ Not relevant	2 (28.6%)
Total	7 (100.0%)



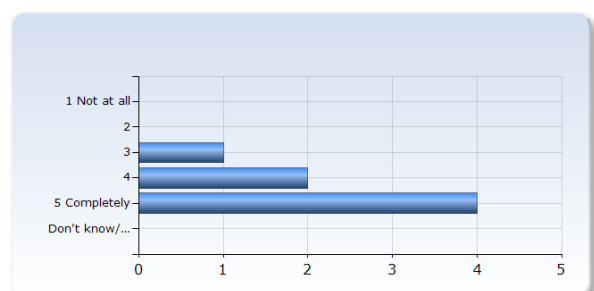
I could understand what was being taught

I could understand what was being taught	Number of Responses
1 Not at all	0 (0.0%)
2	1 (16.7%)
3	1 (16.7%)
4	2 (33.3%)
5 Completely	2 (33.3%)
Don't know/ Not relevant	0 (0.0%)
Total	6 (100.0%)



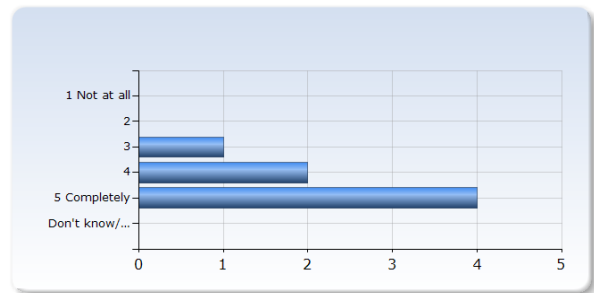
I have received constructive feedback on my performance

I have received constructive feedback on my performance	Number of Responses
1 Not at all	0 (0.0%)
2	0 (0.0%)
3	1 (14.3%)
4	2 (28.6%)
5 Completely	4 (57.1%)
Don't know/ Not relevant	0 (0.0%)
Total	7 (100.0%)



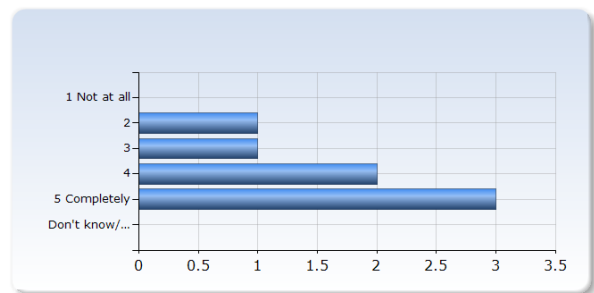
I was encouraged to reflect on my learning during the course

I was encouraged to reflect on my learning during the course	Number of Responses
1 Not at all	0 (0.0%)
2	0 (0.0%)
3	1 (14.3%)
4	2 (28.6%)
5 Completely	4 (57.1%)
Don't know/ Not relevant	0 (0.0%)
Total	7 (100.0%)



The course material helped me in my work to achieve the learning outcomes (literature, e-resources etc.)

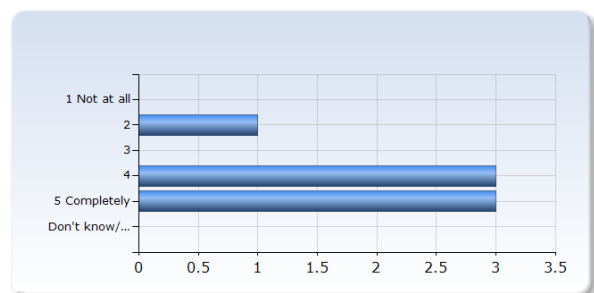
The course material helped me in my work to achieve the learning outcomes (literature, e-resources etc.)	Number of Responses
1 Not at all	0 (0.0%)
2	1 (14.3%)
3	1 (14.3%)
4	2 (28.6%)
5 Completely	3 (42.9%)
Don't know/ Not relevant	0 (0.0%)
Total	7 (100.0%)



11. Administration and study environment

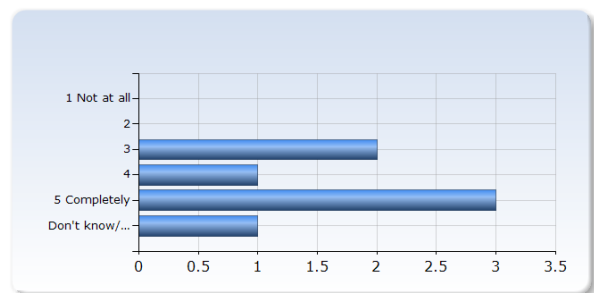
I felt that the course was well organized

I felt that the course was well organized	Number of Responses
1 Not at all	0 (0.0%)
2	1 (14.3%)
3	0 (0.0%)
4	3 (42.9%)
5 Completely	3 (42.9%)
Don't know/ Not relevant	0 (0.0%)
Total	7 (100.0%)



I have been able to find the information I felt I needed before and during the course

I have been able to find the information I felt I needed before and during the course	Number of Responses
1 Not at all	0 (0.0%)
2	0 (0.0%)
3	2 (28.6%)
4	1 (14.3%)
5 Completely	3 (42.9%)
Don't know/ Not relevant	1 (14.3%)
Total	7 (100.0%)



I was able to get support when I needed it

I was able to get support when I needed it	Number of Responses
1 Not at all	0 (0.0%)
2	0 (0.0%)
3	0 (0.0%)
4	3 (42.9%)
5 Completely	4 (57.1%)
Don't know/ Not relevant	0 (0.0%)
Total	7 (100.0%)

