

Course report

MI7016 Atmosphere-Biogeosphere-Climate Change

HT2020

Course coordinator

Claudia Mohr

Number of examinees

20

Number of passed

16

Description of eventual changes since the last course instance

Obviously, there were large changes due to Corona, with the entire course being given on Zoom. Concerning the content: the course consists of 7 thematic blocks; after feedback from students last year on redundancy between blocks we had gone through them, removed some of these redundancies and overall improved the thematic alignment of the individual blocks.

Strengths of the course according to the students

(summary based on quantitative results and free text response)

Interesting, interdisciplinary, connection between biogeochemistry and the physical/meteorological side of the climate system, fun exercises, good preparation for following courses, good lecturers, respectful environment

Weaknesses of the course according to the students

(summary based on quantitative results and free text response)

ILOs and aims are not clear individual blocks; materials should be uploaded earlier, especially for exercises; block 6 was too much information, the format of the final exam was not clear from the beginning, not enough time for blocks 1 and 2, not enough feedback for exercises, not all exercises equally useful, lectures were too long (especially on Zoom), not enough contact hours, not enough time between last lecture and exam

Teachers analysis of course implementation

The teachers agree that last year's revision of the block structure and the times allocated to each block improved the flow and content of the course. Some of the teachers wish for more flexibility regarding the allocated lecture times. The teachers also express their interest in more peer-feedback, i.e. attending each other's lecture. Issues related to purely Zoom based course teaching were discussed, but these are specific to this period of pandemic and should not influence the course and its implementation in the long term.

Conclusions and proposals for changes

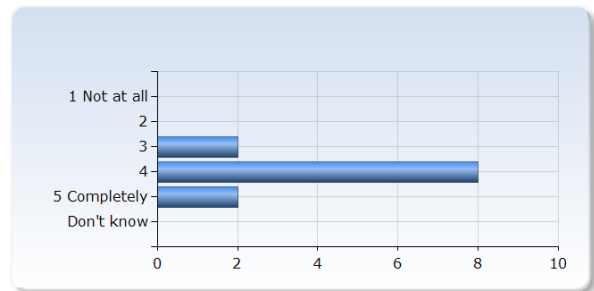
The teachers agree to keep the block structure and allocated times per block for the next instalment of the course. The schedule for HT2021 will be made such that each teacher will allocate lecture and exercise hours individually to their block, but overall the general structure of mornings with teacher-student interaction and afternoons with student self-study time will be kept. The teachers will also take the comments of allocating more time between the last lecture and the final exam, as well as giving the students information about the final exam as early as possible into consideration and improve these points for next year.

MI7016 Atmosphere-Biogeosphere-Climate Change HT20

Respondents: 25
Answer Count: 12
Answer Frequency: 48.00%

5. Overall impression

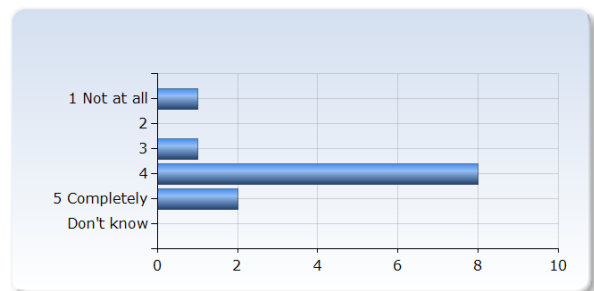
Overall I am satisfied with this course	Number of Responses
1 Not at all	0 (0.0%)
2	0 (0.0%)
3	2 (16.7%)
4	8 (66.7%)
5 Completely	2 (16.7%)
Don't know	0 (0.0%)
Total	12 (100.0%)



6. Student contribution

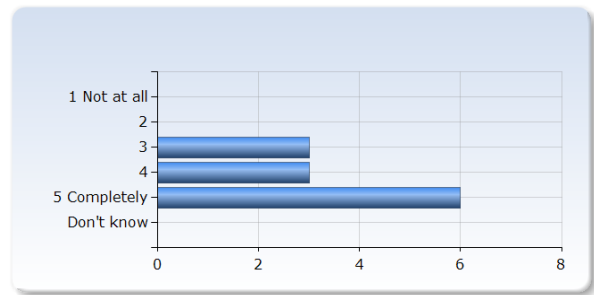
I am satisfied with my own effort in the course

I am satisfied with my own effort in the course	Number of Responses
1 Not at all	1 (8.3%)
2	0 (0.0%)
3	1 (8.3%)
4	8 (66.7%)
5 Completely	2 (16.7%)
Don't know	0 (0.0%)
Total	12 (100.0%)



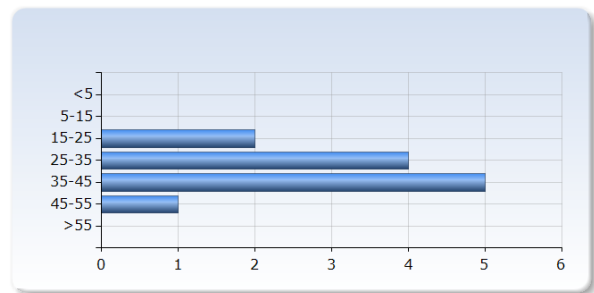
I took responsibility for my own learning in the course

I took responsibility for my own learning in the course	Number of Responses
1 Not at all	0 (0.0%)
2	0 (0.0%)
3	3 (25.0%)
4	3 (25.0%)
5 Completely	6 (50.0%)
Don't know	0 (0.0%)
Total	12 (100.0%)



7. Work load

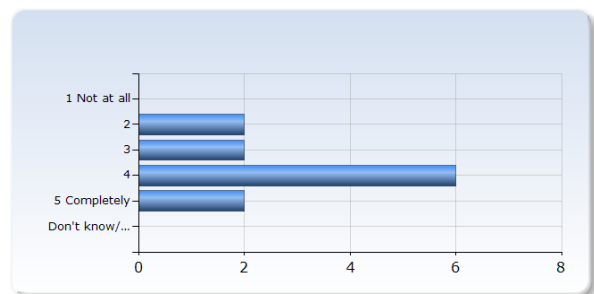
Indicate how many hours per week on average you have spent on the course, including self-studies and scheduled study time	Number of Responses
<5	0 (0.0%)
5-15	0 (0.0%)
15-25	2 (16.7%)
25-35	4 (33.3%)
35-45	5 (41.7%)
45-55	1 (8.3%)
>55	0 (0.0%)
Total	12 (100.0%)



8. Clear aims

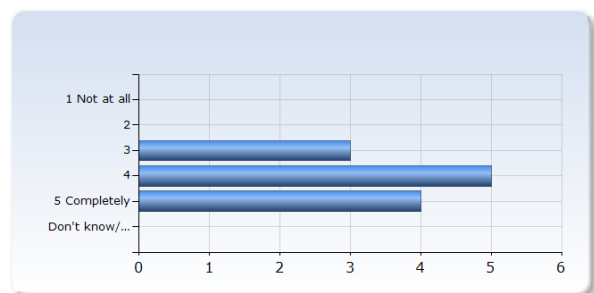
It was clear to me what I was expected to learn

It was clear to me what I was expected to learn	Number of Responses
1 Not at all	0 (0.0%)
2	2 (16.7%)
3	2 (16.7%)
4	6 (50.0%)
5 Completely	2 (16.7%)
Don't know/ Not relevant	0 (0.0%)
Total	12 (100.0%)



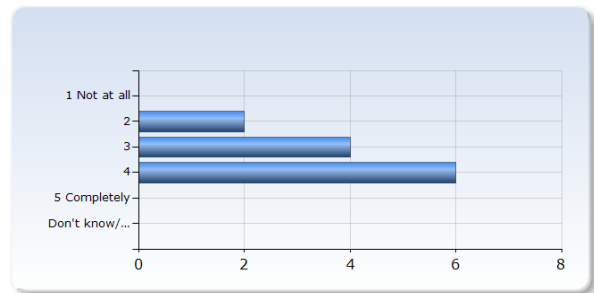
I felt that the course content and teaching methods were relevant to the learning outcomes

I felt that the course content and teaching methods were relevant to the learning outcomes	Number of Responses
1 Not at all	0 (0.0%)
2	0 (0.0%)
3	3 (25.0%)
4	5 (41.7%)
5 Completely	4 (33.3%)
Don't know/ Not relevant	0 (0.0%)
Total	12 (100.0%)



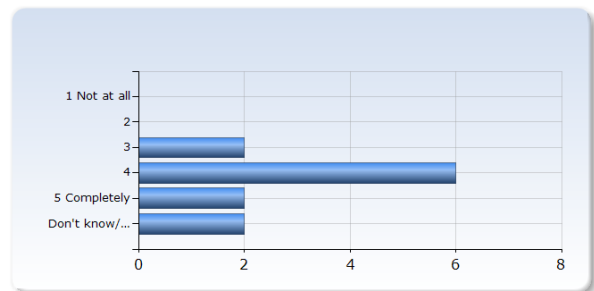
The examination tested how well I had achieved the learning outcomes

The examination tested how well I had achieved the learning outcomes	Number of Responses
1 Not at all	0 (0.0%)
2	2 (16.7%)
3	4 (33.3%)
4	6 (50.0%)
5 Completely	0 (0.0%)
Don't know/ Not relevant	0 (0.0%)
Total	12 (100.0%)



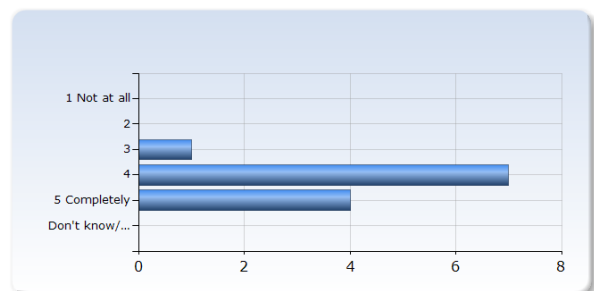
The course corresponded to my expectations

The course corresponded to my expectations	Number of Responses
1 Not at all	0 (0.0%)
2	0 (0.0%)
3	2 (16.7%)
4	6 (50.0%)
5 Completely	2 (16.7%)
Don't know/ Not relevant	2 (16.7%)
Total	12 (100.0%)



I feel that I will have use of what I have learnt after my studies

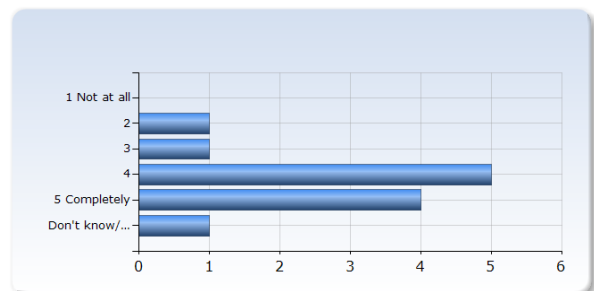
I feel that I will have use of what I have learnt after my studies	Number of Responses
1 Not at all	0 (0.0%)
2	0 (0.0%)
3	1 (8.3%)
4	7 (58.3%)
5 Completely	4 (33.3%)
Don't know/ Not relevant	0 (0.0%)
Total	12 (100.0%)



9. Good teaching

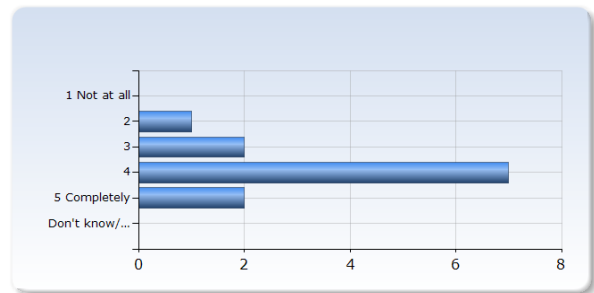
The course prerequisites were sufficient to follow the course

The course prerequisites were sufficient to follow the course	Number of Responses
1 Not at all	0 (0.0%)
2	1 (8.3%)
3	1 (8.3%)
4	5 (41.7%)
5 Completely	4 (33.3%)
Don't know/ Not relevant	1 (8.3%)
Total	12 (100.0%)



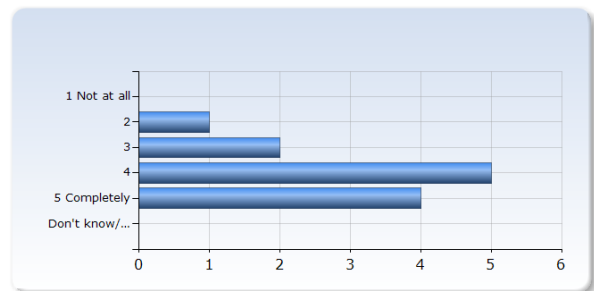
I felt that the course was well structured

I felt that the course was well structured	Number of Responses
1 Not at all	0 (0.0%)
2	1 (8.3%)
3	2 (16.7%)
4	7 (58.3%)
5 Completely	2 (16.7%)
Don't know/ Not relevant	0 (0.0%)
Total	12 (100.0%)



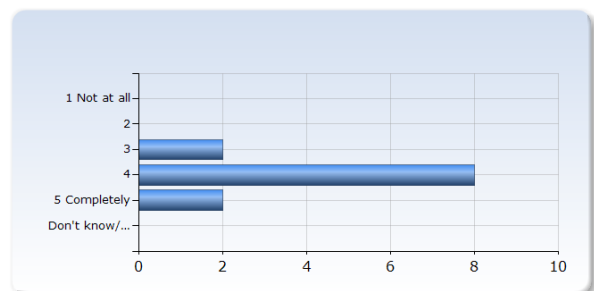
I felt that the teachers have helped me to reach the learning outcomes

I felt that the teachers have helped me to reach the learning outcomes	Number of Responses
1 Not at all	0 (0.0%)
2	1 (8.3%)
3	2 (16.7%)
4	5 (41.7%)
5 Completely	4 (33.3%)
Don't know/ Not relevant	0 (0.0%)
Total	12 (100.0%)



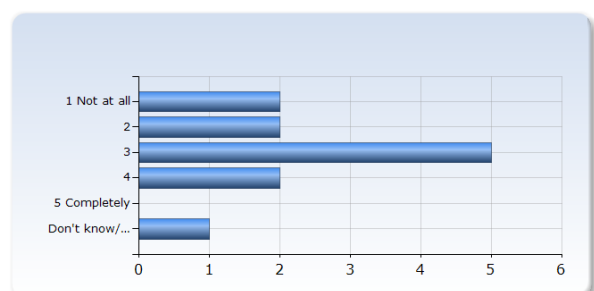
I could understand what was being taught

I could understand what was being taught	Number of Responses
1 Not at all	0 (0.0%)
2	0 (0.0%)
3	2 (16.7%)
4	8 (66.7%)
5 Completely	2 (16.7%)
Don't know/ Not relevant	0 (0.0%)
Total	12 (100.0%)



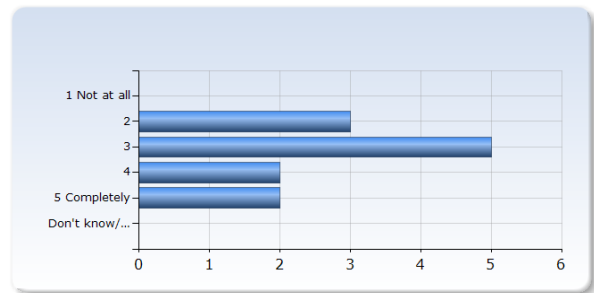
I have received constructive feedback on my performance

I have received constructive feedback on my performance	Number of Responses
1 Not at all	2 (16.7%)
2	2 (16.7%)
3	5 (41.7%)
4	2 (16.7%)
5 Completely	0 (0.0%)
Don't know/ Not relevant	1 (8.3%)
Total	12 (100.0%)



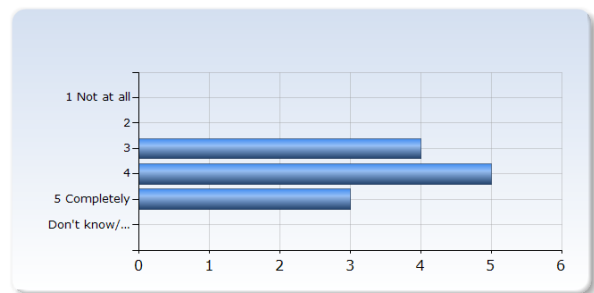
I was encouraged to reflect on my learning during the course

I was encouraged to reflect on my learning during the course	Number of Responses
1 Not at all	0 (0.0%)
2	3 (25.0%)
3	5 (41.7%)
4	2 (16.7%)
5 Completely	2 (16.7%)
Don't know/ Not relevant	0 (0.0%)
Total	12 (100.0%)



The course material helped me in my work to achieve the learning outcomes (literature, e-resources etc.)

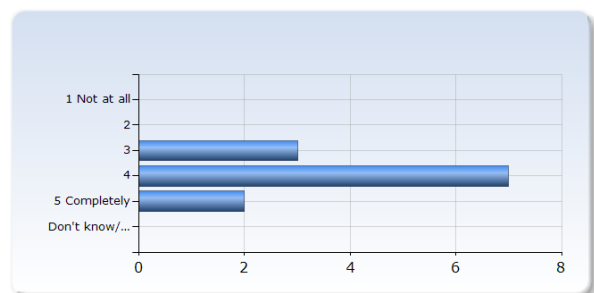
The course material helped me in my work to achieve the learning outcomes (literature, e-resources etc.)	Number of Responses
1 Not at all	0 (0.0%)
2	0 (0.0%)
3	4 (33.3%)
4	5 (41.7%)
5 Completely	3 (25.0%)
Don't know/ Not relevant	0 (0.0%)
Total	12 (100.0%)



. 13. Administration and study environment

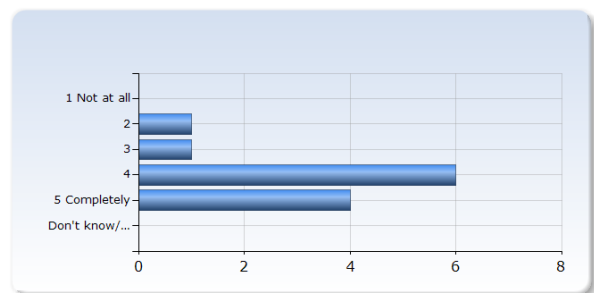
I felt that the course was well organized

I felt that the course was well organized	Number of Responses
1 Not at all	0 (0.0%)
2	0 (0.0%)
3	3 (25.0%)
4	7 (58.3%)
5 Completely	2 (16.7%)
Don't know/ Not relevant	0 (0.0%)
Total	12 (100.0%)



I have been able to find the information I felt I needed before and during the course

I have been able to find the information I felt I needed before and during the course	Number of Responses
1 Not at all	0 (0.0%)
2	1 (8.3%)
3	1 (8.3%)
4	6 (50.0%)
5 Completely	4 (33.3%)
Don't know/ Not relevant	0 (0.0%)
Total	12 (100.0%)



I was able to get support when I needed it

I was able to get support when I needed it	Number of Responses
1 Not at all	0 (0.0%)
2	1 (8.3%)
3	0 (0.0%)
4	6 (50.0%)
5 Completely	5 (41.7%)
Don't know/ Not relevant	0 (0.0%)
Total	12 (100.0%)

