

Kursrapport

Course coordinator: Oskar Karlsson, Jonathan Martin

Number of examinees: 12

Number of passed: 11

Description of eventual changes since the last course instance

To give the students more scheduled time for the final assignment one of the previous topics and its mandatory journal club was removed from the course. Short online quizzes were added as a complement to the pre-recorded toxicogenomic web lectures and help the students to extract important information and improve the learning process. To not increase the burden on the students the quizzes and the web lectures can be taken during the whole course, and as many times as needed. A case study was added to the toxicogenomic follow up seminar to aid the discussions regarding epigenetics and the environmental impact on health and disease. A short lecture about the scientific method, research methods, and quality assurance was added to the course introduction to help students in their work with the journal clubs and the final assignment.

Strengths of the course according to the students

(summary based on quantitative results and free text response)

The overall impression of the course was on average 4.5 out of 5 (median 5). The course is well structured, the course activities/material and the teachers helped the students to reach the learning outcomes. The Toxicogenomics web lectures and quizzes were highlighted as strengths of the course, as it provides a good basis of knowledge to start with. The Journal clubs, and the opportunity to learn how to critically read/review a paper and discuss it with peers, was also considered one of the best aspects of the course. In addition, the teachers were considered a strength of the course. Finally, the students would highly recommend others to take this course, based on arguments like: *“It gives a good look into new approaches in science.”* *“Interesting and good balance between self-study and lectures.”* *“Because it will help you understand much about research to prepare for your thesis.”*

Weaknesses of the course according to the students

(summary based on quantitative results and free text response)

The importance of starting lectures on a basic level, as the students do not always have the adequate background, was highlighted. Some students would have liked to have a bit more time for the course in general, and the final assignment in particular. The course participants advise future students to take help from the teachers to choose topic and start early with the proposal. The comments included: *“Think of a topic for the final assignment early in the course and start working on literature research/planning/writing before the official time for the research proposal starts.”* *“It will be good to start working on your final presentation earlier to have more advantages.”*

Teachers analysis of course implementation

The overall course score and the student comments in the course evaluation as well as in class show that the course is working well and that we managed to adapt to the pandemic, giving the course fully online.

Conclusions and proposals for changes

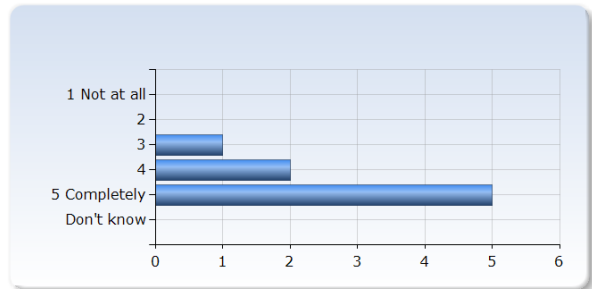
To further develop the course and help students to improve the quality of the final assignment, examples of previous research proposals will be given at start. A short lecture on how to search for research papers and books will also be included. The importance of starting in time with the research proposal and discuss the topic selection with teachers will be tracked by introducing a new milestone, consistent with advice from previous participants.

MI8016 Course evaluation Spring 2021

Respondents: 14
Answer Count: 8
Answer Frequency: 57.14%

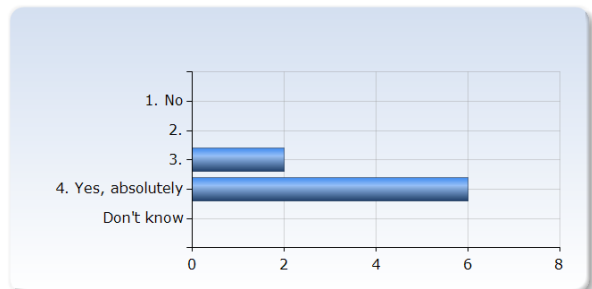
5. Overall impression

Overall I am satisfied with this course	Number of Responses
1 Not at all	0 (0.0%)
2	0 (0.0%)
3	1 (12.5%)
4	2 (25.0%)
5 Completely	5 (62.5%)
Don't know	0 (0.0%)
Total	8 (100.0%)



6. Would you recommend others to take this course?

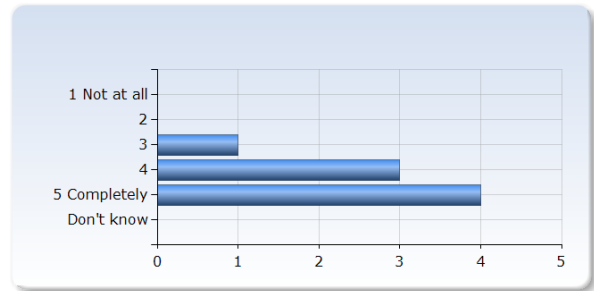
Would you recommend others to take this course?	Number of Responses
1. No	0 (0.0%)
2.	0 (0.0%)
3.	2 (25.0%)
4. Yes, absolutely	6 (75.0%)
Don't know	0 (0.0%)
Total	8 (100.0%)



7. Student contribution

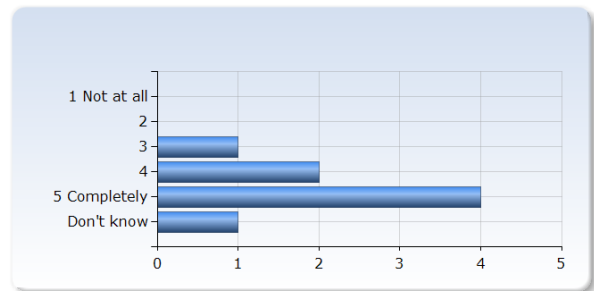
I am satisfied with my own effort in the course

I am satisfied with my own effort in the course	Number of Responses
1 Not at all	0 (0.0%)
2	0 (0.0%)
3	1 (12.5%)
4	3 (37.5%)
5 Completely	4 (50.0%)
Don't know	0 (0.0%)
Total	8 (100.0%)



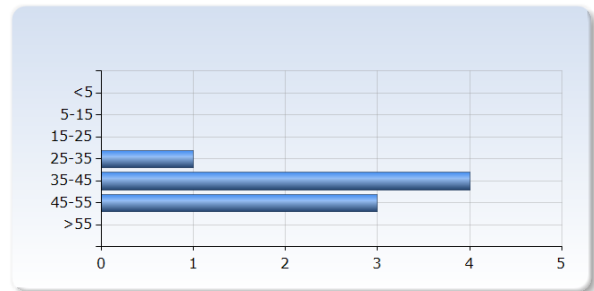
I took responsibility for my own learning in the course

I took responsibility for my own learning in the course	Number of Responses
1 Not at all	0 (0.0%)
2	0 (0.0%)
3	1 (12.5%)
4	2 (25.0%)
5 Completely	4 (50.0%)
Don't know	1 (12.5%)
Total	8 (100.0%)



8. Work load

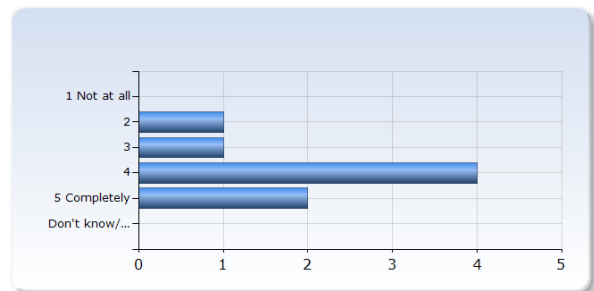
Indicate how many hours per week on average you have spent on the course, including self-studies and scheduled study time	Number of Responses
<5	0 (0.0%)
5-15	0 (0.0%)
15-25	0 (0.0%)
25-35	1 (12.5%)
35-45	4 (50.0%)
45-55	3 (37.5%)
>55	0 (0.0%)
Total	8 (100.0%)



9. Clear aims

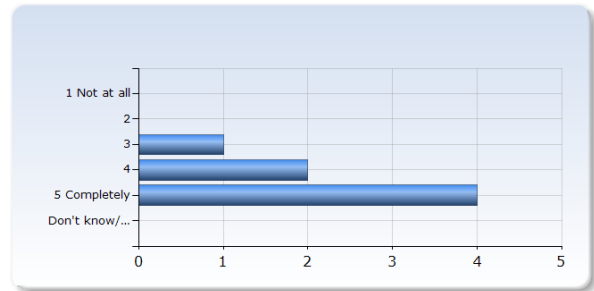
It was clear to me what I was expected to learn

It was clear to me what I was expected to learn	Number of Responses
1 Not at all	0 (0.0%)
2	1 (12.5%)
3	1 (12.5%)
4	4 (50.0%)
5 Completely	2 (25.0%)
Don't know/ Not relevant	0 (0.0%)
Total	8 (100.0%)



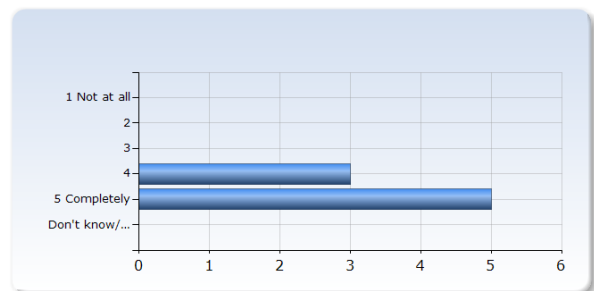
I felt that the course content and teaching methods were relevant to the learning outcomes

I felt that the course content and teaching methods were relevant to the learning outcomes	Number of Responses
1 Not at all	0 (0.0%)
2	0 (0.0%)
3	1 (14.3%)
4	2 (28.6%)
5 Completely	4 (57.1%)
Don't know/ Not relevant	0 (0.0%)
Total	7 (100.0%)



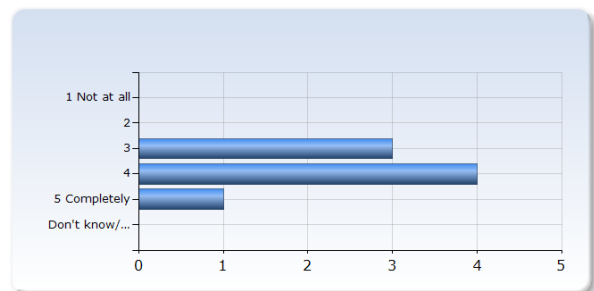
The journal clubs helped me to achieve the learning outcomes

The journal clubs helped me to achieve the learning outcomes	Number of Responses
1 Not at all	0 (0.0%)
2	0 (0.0%)
3	0 (0.0%)
4	3 (37.5%)
5 Completely	5 (62.5%)
Don't know/ Not relevant	0 (0.0%)
Total	8 (100.0%)



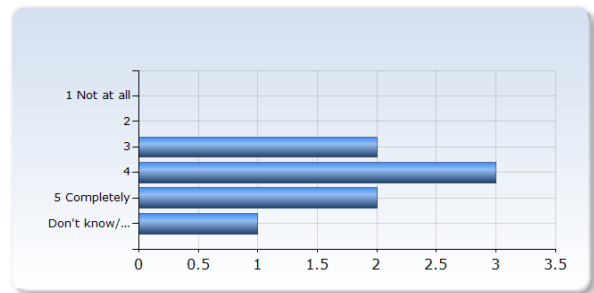
The major written assignment tested how well I had achieved the learning outcomes

The major written assignment tested how well I had achieved the learning outcomes	Number of Responses
1 Not at all	0 (0.0%)
2	0 (0.0%)
3	3 (37.5%)
4	4 (50.0%)
5 Completely	1 (12.5%)
Don't know/ Not relevant	0 (0.0%)
Total	8 (100.0%)



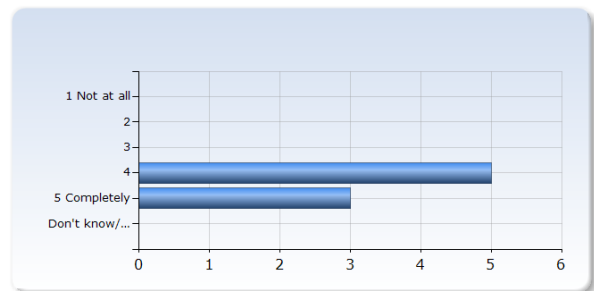
The course corresponded to my expectations

The course corresponded to my expectations	Number of Responses
1 Not at all	0 (0.0%)
2	0 (0.0%)
3	2 (25.0%)
4	3 (37.5%)
5 Completely	2 (25.0%)
Don't know/ Not relevant	1 (12.5%)
Total	8 (100.0%)



I feel that I will have use of what I have learnt after my studies

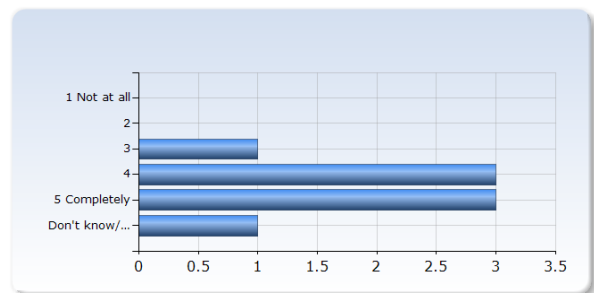
I feel that I will have use of what I have learnt after my studies	Number of Responses
1 Not at all	0 (0.0%)
2	0 (0.0%)
3	0 (0.0%)
4	5 (62.5%)
5 Completely	3 (37.5%)
Don't know/ Not relevant	0 (0.0%)
Total	8 (100.0%)



10. Good teaching

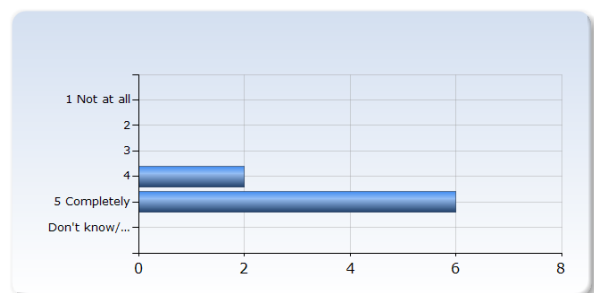
The course prerequisites were sufficient to follow the course

The course prerequisites were sufficient to follow the course	Number of Responses
1 Not at all	0 (0.0%)
2	0 (0.0%)
3	1 (12.5%)
4	3 (37.5%)
5 Completely	3 (37.5%)
Don't know/ Not relevant	1 (12.5%)
Total	8 (100.0%)



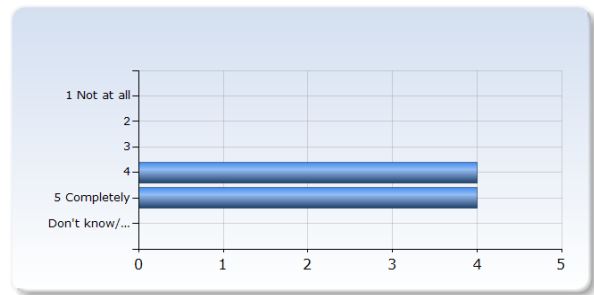
I felt that the course was well structured

I felt that the course was well structured	Number of Responses
1 Not at all	0 (0.0%)
2	0 (0.0%)
3	0 (0.0%)
4	2 (25.0%)
5 Completely	6 (75.0%)
Don't know/ Not relevant	0 (0.0%)
Total	8 (100.0%)



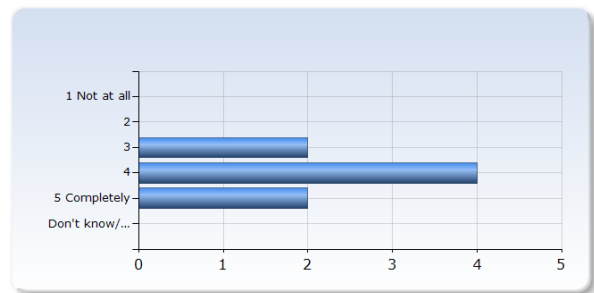
I felt that the teachers have helped me to reach the learning outcomes

I felt that the teachers have helped me to reach the learning outcomes	Number of Responses
1 Not at all	0 (0.0%)
2	0 (0.0%)
3	0 (0.0%)
4	4 (50.0%)
5 Completely	4 (50.0%)
Don't know/ Not relevant	0 (0.0%)
Total	8 (100.0%)



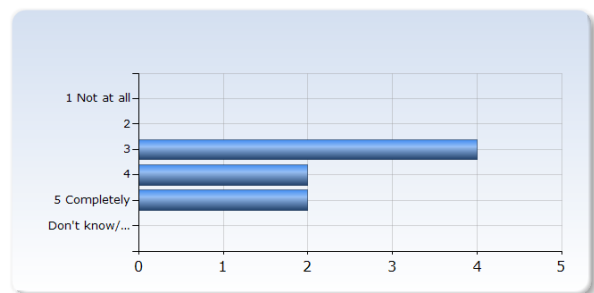
I could understand what was being taught

I could understand what was being taught	Number of Responses
1 Not at all	0 (0.0%)
2	0 (0.0%)
3	2 (25.0%)
4	4 (50.0%)
5 Completely	2 (25.0%)
Don't know/ Not relevant	0 (0.0%)
Total	8 (100.0%)



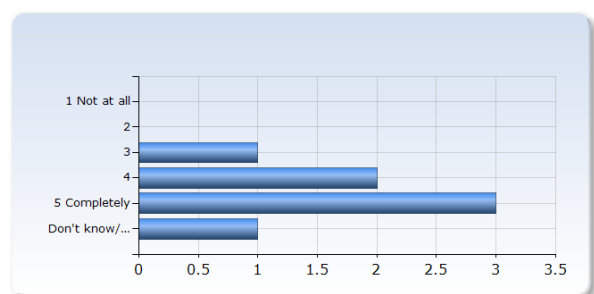
I have received constructive feedback on my performance

I have received constructive feedback on my performance	Number of Responses
1 Not at all	0 (0.0%)
2	0 (0.0%)
3	4 (50.0%)
4	2 (25.0%)
5 Completely	2 (25.0%)
Don't know/ Not relevant	0 (0.0%)
Total	8 (100.0%)



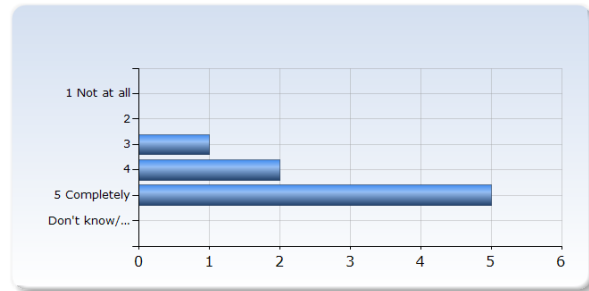
I was encouraged to reflect on my learning during the course

I was encouraged to reflect on my learning during the course	Number of Responses
1 Not at all	0 (0.0%)
2	0 (0.0%)
3	1 (14.3%)
4	2 (28.6%)
5 Completely	3 (42.9%)
Don't know/ Not relevant	1 (14.3%)
Total	7 (100.0%)



The course material helped me in my work to achieve the learning outcomes (literature, e-resources etc.)

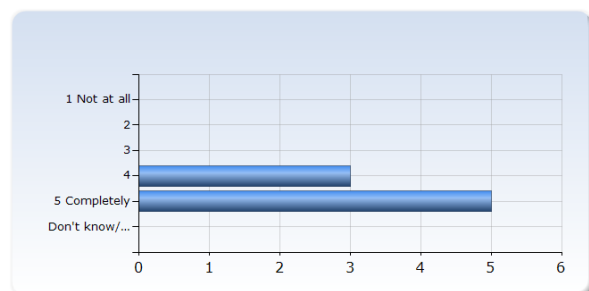
The course material helped me in my work to achieve the learning outcomes (literature, e-resources etc.)	Number of Responses
1 Not at all	0 (0.0%)
2	0 (0.0%)
3	1 (12.5%)
4	2 (25.0%)
5 Completely	5 (62.5%)
Don't know/ Not relevant	0 (0.0%)
Total	8 (100.0%)



11. Administration and study environment

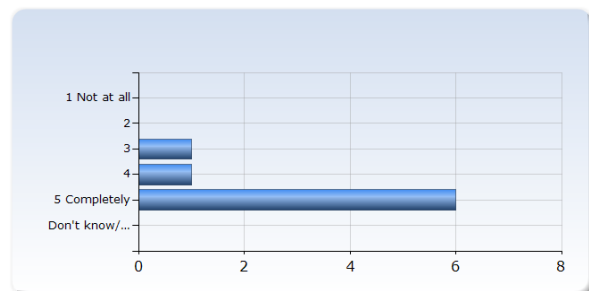
I felt that the course was well organized

I felt that the course was well organized	Number of Responses
1 Not at all	0 (0.0%)
2	0 (0.0%)
3	0 (0.0%)
4	3 (37.5%)
5 Completely	5 (62.5%)
Don't know/ Not relevant	0 (0.0%)
Total	8 (100.0%)



I have been able to find the information I felt I needed before and during the course

I have been able to find the information I felt I needed before and during the course	Number of Responses
1 Not at all	0 (0.0%)
2	0 (0.0%)
3	1 (12.5%)
4	1 (12.5%)
5 Completely	6 (75.0%)
Don't know/ Not relevant	0 (0.0%)
Total	8 (100.0%)



I was able to get support when I needed it

I was able to get support when I needed it	Number of Responses
1 Not at all	0 (0.0%)
2	0 (0.0%)
3	0 (0.0%)
4	1 (12.5%)
5 Completely	7 (87.5%)
Don't know/ Not relevant	0 (0.0%)
Total	8 (100.0%)

